

# K2 Asian Fund

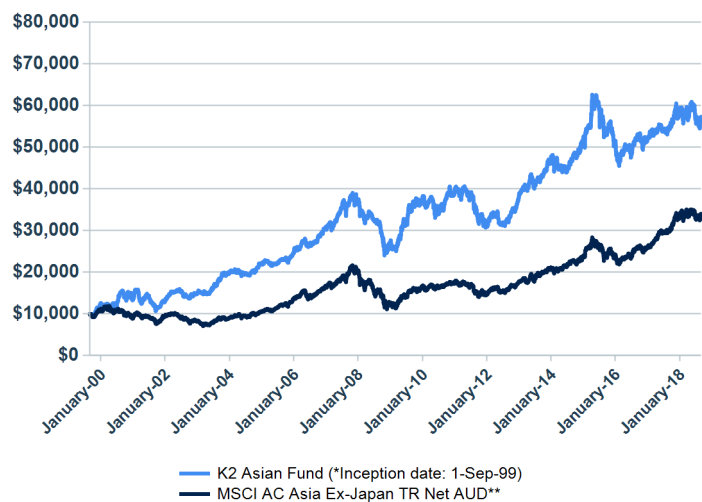
## 31 August 2018



Fund Characteristics	
FUM	AUD \$33m
Portfolio Managers	Campbell Neal, Mark Newman, Nicholas Leidl, James Soutter and Tony Sutton
Strategy	Asian (excluding Japan) Equities
Objectives	Achieve attractive risk adjusted returns over the medium to long term
Number of Stocks	Up to 80 stocks
Cash	Up to 100% of portfolio
Distributions	Annually
Management Fee	1.36%
Buy/Sell	Daily Application/Redemption
Performance Fee	15.38% of the amount by which the NAV per unit exceeds the High Water Mark once the fund achieves its hurdle

Top 10 Stock Holdings	Country
AIA Group Ltd	Hong Kong
BHP Billiton Limited	Australia
CNOOC Ltd	Hong Kong
China Construction Bank	Hong Kong
DBS Group Holdings Ltd	Singapore
Melco International Development Ltd	Hong Kong
PTT PCL	Thailand
Ping An Insurance Group	China
Samsung Electronics Co Ltd	Korea
Techtronic Industries Co Ltd	Hong Kong
<b>Top 10 Weight: 42.3%</b>	

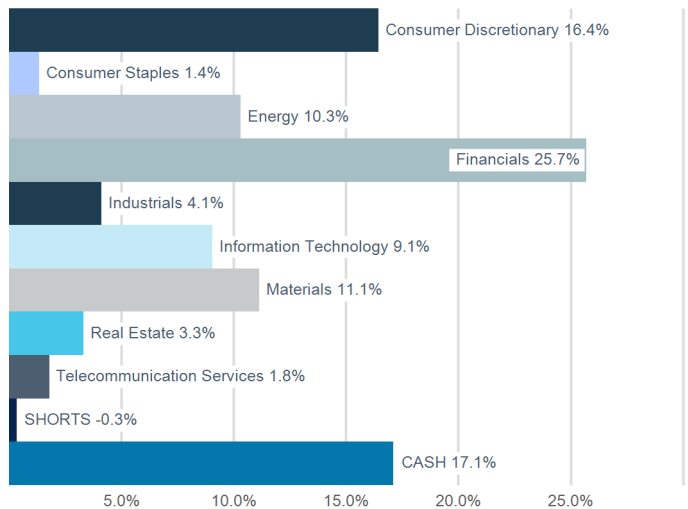
### Growth of \$10,000



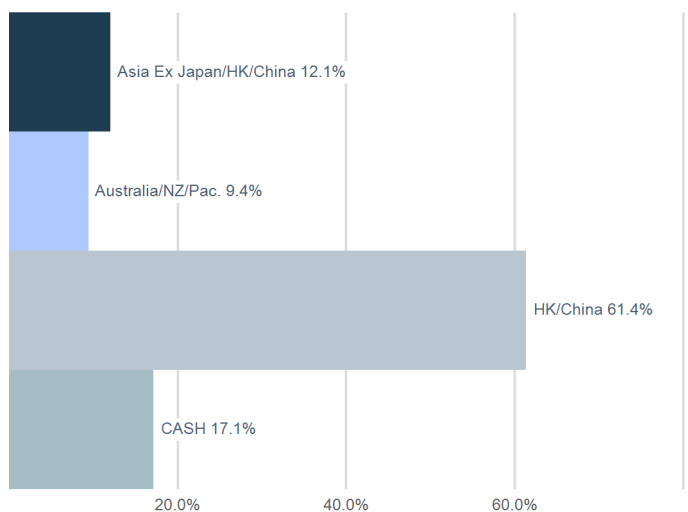
\*\*Index performance prior to the 1-Oct-2017 is the MSCI AC Asia Pacific Ex-Japan TR Net AUD.

Performance (Net of Fees)	K2 Asian Fund	MSCI AC Asia Ex-Japan TR Net AUD**
1 Month %	1.0	1.7
3 Months %	-4.7	-0.6
6 Months %	-2.4	0.2
1 Year %	3.6	12.5
3 Years %pa	1.6	12.0
5 Years %pa	6.2	11.6
10 Years %pa	5.9	8.0
Inception %pa*	9.6	6.6

### Sector Exposure



### Regional Exposure



<b>Nicholas Allen</b> Head of Distribution 03 9691 6119 nallen@k2am.com.au	<b>Sophie Gibbons</b> Head of Distribution 03 9691 6117 sgibbons@k2am.com.au
-------------------------------------------------------------------------------------	---------------------------------------------------------------------------------------

[www.k2am.com.au](http://www.k2am.com.au)

DISCLAIMER: Returns are shown after fees (including performance fees) and expenses have been deducted and assume the reinvestment of income distributions. Please note that past performance is not a reliable indicator of future performance. The information contained in this document is produced by K2 Asset Management Ltd ("K2") in good faith, but does not constitute any representation or offer by K2. It is subject to change without notice, and is intended as general information only and is not complete or definitive. K2 does not accept any responsibility, and disclaims any liability whatsoever for loss caused to any party by reliance on the information in this document. A product disclosure statement or information memorandum for general information on the funds referred to in this document can be obtained at [www.k2am.com.au](http://www.k2am.com.au) or by contacting K2. You should read the product disclosure statement and consider whether the product is appropriate for you before making a decision to acquire or continue to hold an interest in the fund. Fees referred to in this document are inclusive of GST and RITC and do not include expense recoveries.